



## Product Model Number

CKO-CH15-045021-1650

### ✓ Model Number Definitions

**CKO-XXXX-XXXXXX-XXXX**

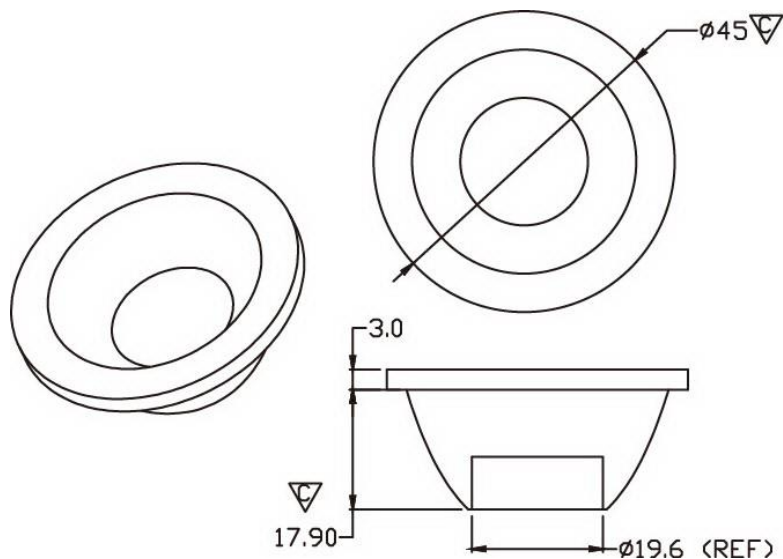


- A. Chun Kuang Optics Corp. Product
- B. Product Type: product abbreviation  
Ex:  
CH→CoB High Intensity  
CC→CoB Compact  
CS→Soft Shading for CoB LED  
HC→Holder for CoB LED

- C. Identity Code
- D. Lens / Fixture Size  
Ex: 075026=Φ75mm / Thickness=26mm (round up)
- E. Serial Numbers

The lens datasheet is applicable for **Citizen LED**, that manufactured by Chun Kuang Optics Corp.

### ✓ Dimensions (mm) : Φ45 x 20.9



▽:Critical Dimension

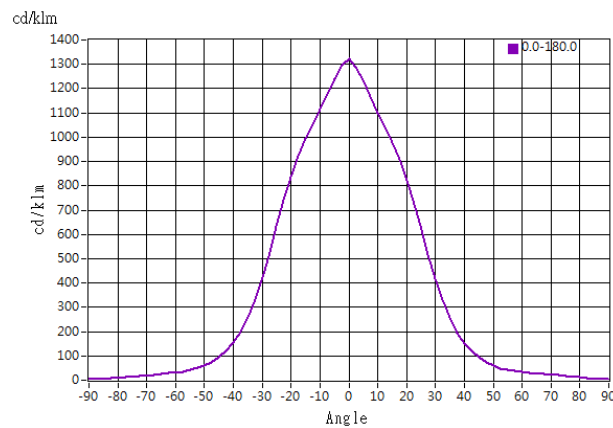




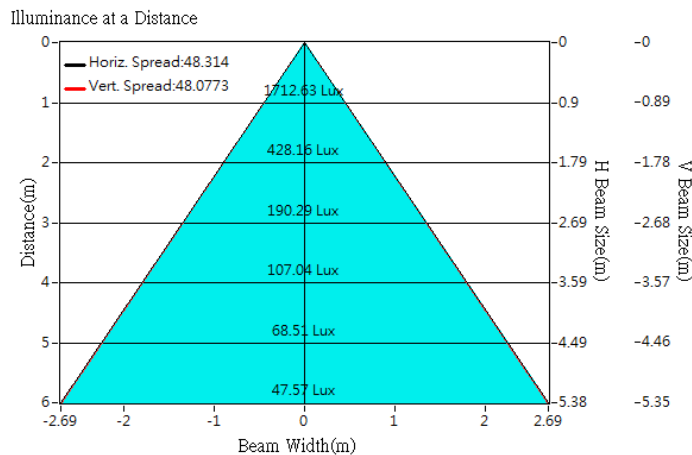
## Optical Characteristics

Model Number	CKO-CH15-045021-1650		<p>"H" definition</p>
LED	<b>CLU 700</b>		
LES / LED Size	Φ 6 mm		
FWHM (D50)	48°		
Field Angle (D10)	83°		
H (distance)	2.5mm		
Dimension	Φ =45 mm, Thickness=20.9 mm		
Luminous Flux	1296 lm	Measured @ 14.4 W	
Material	PC / UL94V2		

## cd/klm



## Illuminance At Distances

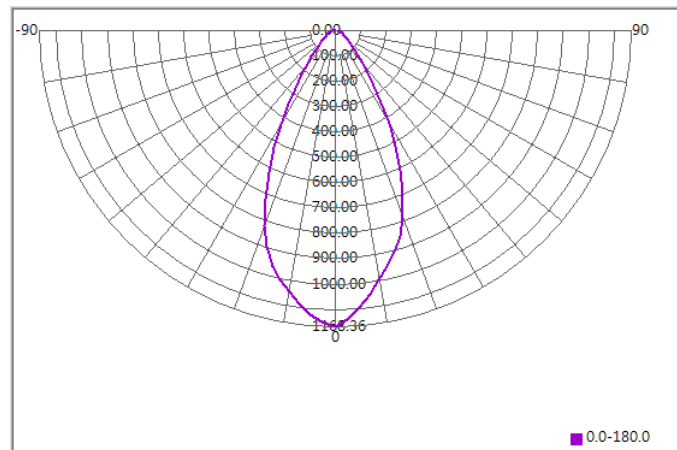




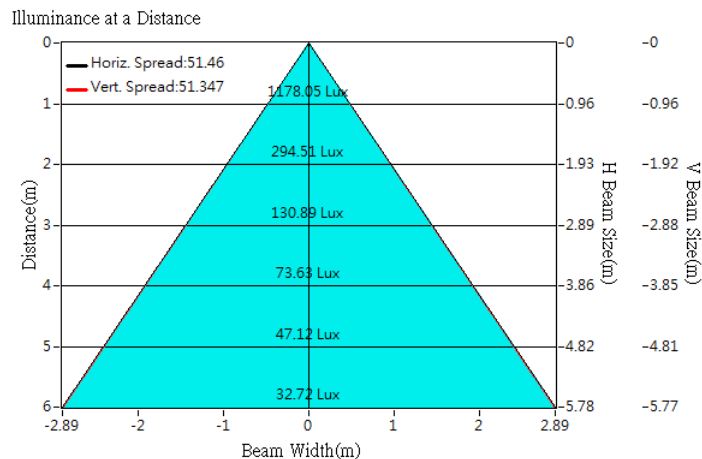
## Optical Characteristics

Model Number	CKO-CH15-045021-1650		<p>"H" definition</p> <p>LES CoB</p>
LED	<b>CLU 701</b>		
LES / LED Size	Φ 6 mm		
FWHM (D50)	51°		
Field Angle (D10)	89°		
H (distance)	2.5mm		
Dimension	Φ =45 mm, Thickness=20.9 mm		
Luminous Flux	1008 lm	Measured @ 10.8 W	
Material	PC / UL94V2		

## cd/klm



## Illuminance At Distances

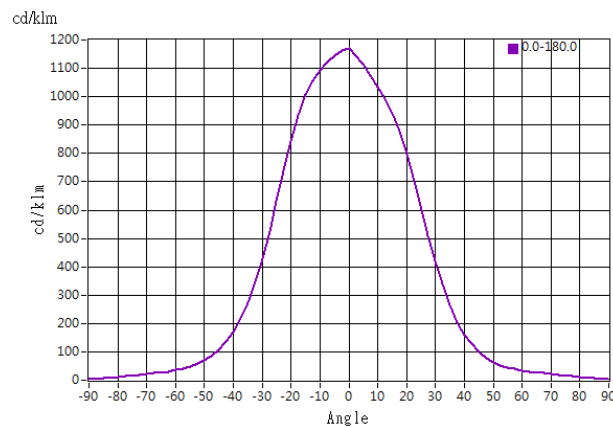




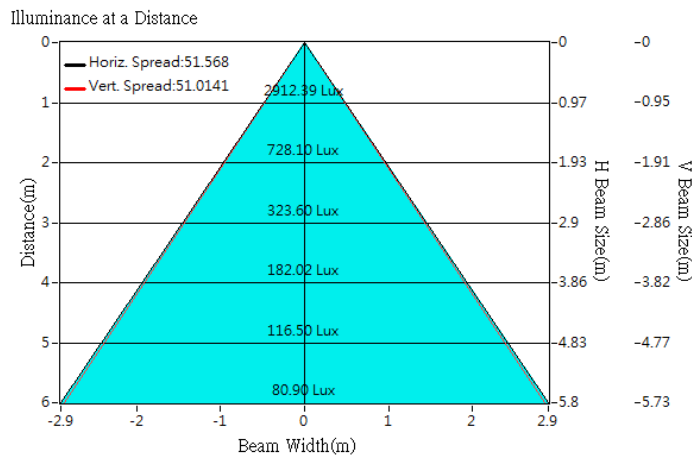
## Optical Characteristics

Model Number	CKO-CH15-045021-1650		<p>"H" definition</p>
LED	<b>CLU 710</b>		
LES / LED Size	Φ 8.5 mm		
FWHM (D50)	52°		
Field Angle (D10)	88°		
H (distance)	2.5mm		
Dimension	Φ =45 mm, Thickness=20.9 mm		
Luminous Flux	2489 lm	Measured @ 26.3 W	
Material	PC / UL94V2		

## cd/klm



## Illuminance At Distances

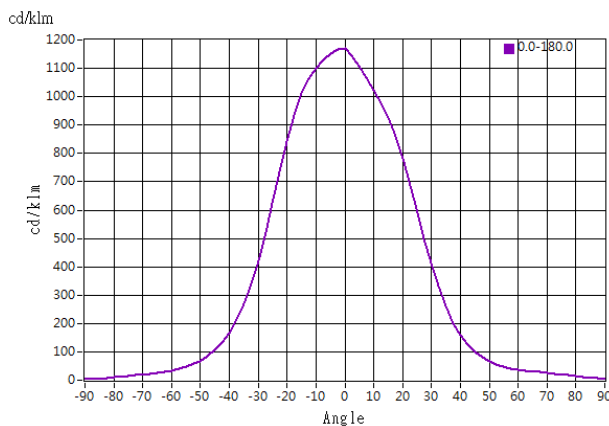




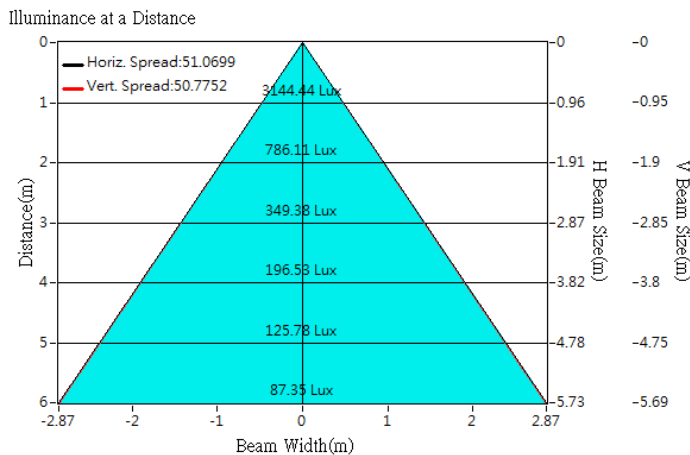
## Optical Characteristics

Model Number	CKO-CH15-045021-1650		<p>"H" definition</p>
LED	CLU 711		
LES / LED Size	Φ 8.5 mm		
FWHM (D50)	51°		
Field Angle (D10)	87°		
H (distance)	2.5mm		
Dimension	Φ =45 mm, Thickness=20.9 mm		
Luminous Flux	2683 lm	Measured @ 25.6 W	
Material	PC / UL94V2		

## cd/klm



## Illuminance At Distances

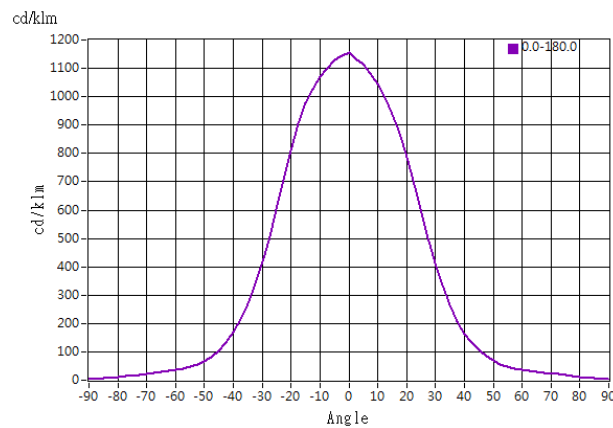




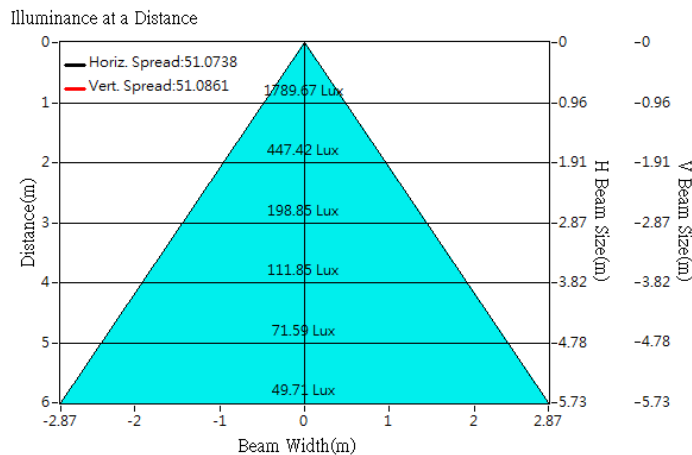
## Optical Characteristics

Model Number	CKO-CH15-045021-1650		<p>"H" definition</p>
LED	CLU 026		
LES / LED Size	Φ 9.8 mm		
FWHM (D50)	51°		
Field Angle (D10)	88°		
H (distance)	2.5mm		
Dimension	Φ =45 mm, Thickness=20.9 mm		
Luminous Flux	1551 lm	Measured @ 12.4 W	
Material	PC / UL94V2		

## cd/klm



## Illuminance At Distances

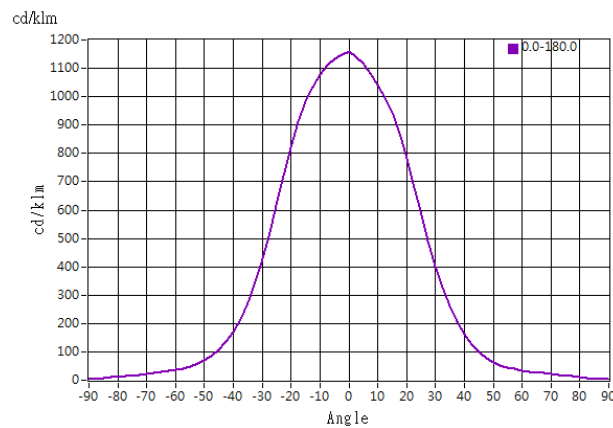




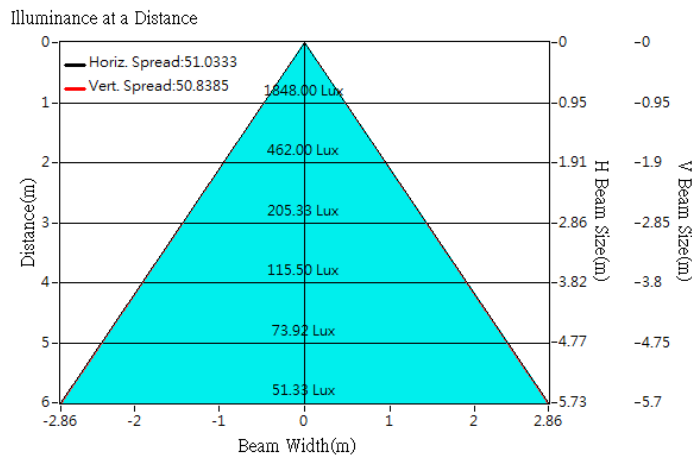
## Optical Characteristics

Model Number	CKO-CH15-045021-1650	<p>"H" definition</p>
LED	<b>CLU 028</b>	
LES / LED Size	Φ 9.8 mm	
FWHM (D50)	51°	
Field Angle (D10)	88°	
H (distance)	2.5mm	
Dimension	Φ =45 mm, Thickness=20.9 mm	
Luminous Flux	1594 lm	
Material	PC / UL94V2	

## cd/klm



## Illuminance At Distances

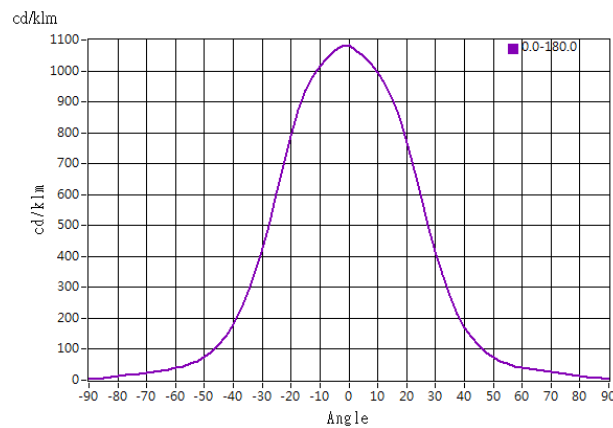




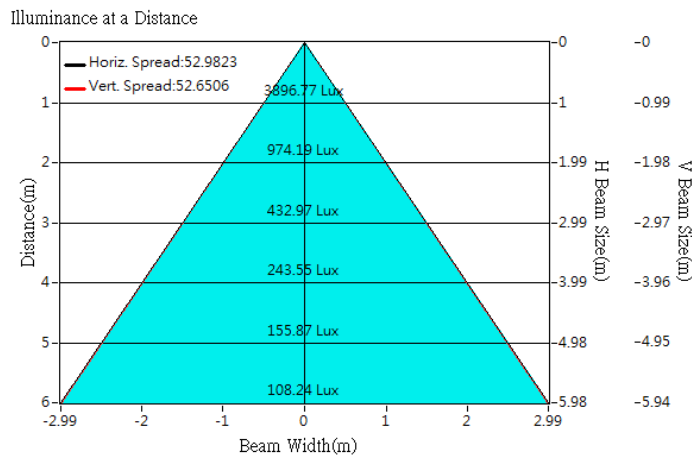
## Optical Characteristics

Model Number	CKO-CH15-045021-1650		<p>"H" definition</p>
LED	CLU 720		
LES / LED Size	Φ 11 mm		
FWHM (D50)	53°		
Field Angle (D10)	90°		
H (distance)	2.5mm		
Dimension	Φ =45 mm, Thickness=20.9 mm		
Luminous Flux	3593 lm	Measured @ 38.8 W	
Material	PC / UL94V2		

## cd/klm



## Illuminance At Distances

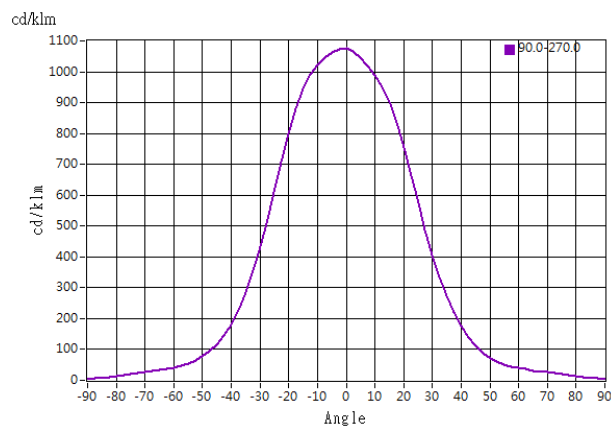




## Optical Characteristics

Model Number	CKO-CH15-045021-1650		<p>"H" definition</p>
LED	CLU 721		
LES / LED Size	Φ 11 mm		
FWHM (D50)	53°		
Field Angle (D10)	91°		
H (distance)	2.5mm		
Dimension	Φ =45 mm, Thickness=20.9 mm		
Luminous Flux	4115 lm	Measured @ 38.6 W	
Material	PC / UL94V2		

## cd/klm



## Illuminance At Distances

